

# SPECTRAL ANALYSIS OF NON-STATIONARY SIGNALS USING ZOLOTAREV POLYNOMIALS

Spektrální analýza nestacionárních signálů s využitím Zolotarevových  
polynomů

*Radim Špetík*

Czech Technical University  
ČVUT FEL K331, Technická 2, 166 27 Praha 6, Czech Republic  
Tel: (+420) 224 352 286, Fax: (+420) 224 310 784  
E-mail: radim.spetik@email.cz

## Abstract

An alternative method for analysis of non-stationary signals is proposed. In the core of this method Zolotarev polynomials and functions derived from Zolotarev polynomials are used. Zolotarev polynomials can be considered as a generalisation of Chebychev polynomials [1]. Basic principles and some experimental results of this method are compared to short-time Fourier transform and Wavelet transform as representatives of the two most dangerous competitors.

## 1. Introduction

Spectral analysis based on signal decomposition into a set of trigonometric functions is one of the most common signal processing method. Using well known transforms such as FT, DTFT or DFT, signal under analysis is converted from time-domain into frequency-domain. The superior rank of all FT-like transforms does lay in the fact that trigonometric functions are eigen functions for linear time-invariant (LTI) systems, most common type of systems and signals. During such kind of transform all information carried by signal waveform is converted into its frequency spectrum.

For non-stationary signals whose spectra change in time, a lot of methods has been proposed during last decades. Among all these methods, Short Time Fourier Transform (STFT) a Wavelet Transform (WT) seem to be most popular. STFT based on signal segmentation followed by some kind of Fourier transform suffers mainly from uncertainty relations when increasing time resolution is penalized by decreasing time resolution and vice versa. Wavelet transform tries to make an optimal compromise between time and frequency resolution by scaling time resolution according to frequency. The method proposed in this paper tries to show a possibly alternative method for non-stationary signal analysis based on functions derived from Zolotarev polynomials [1].

Zolotarev polynomials can be considered as generalized Chebychev polynomials. As Chebychev polynomials change into trigonometric functions under appropriate parametrizations, Zolotarev polynomials can be similarly parametrized so they can represent "generalized" trigonometric functions. Thus, these functions can be used for signal analysis.

## 2. Results

Figure 1 shows an example of non-stationary signal composed of two harmonic signal containing an abrupt phase change. The signal is represented by 64 samples only. On the same figure a spectrogram of this signal is shown. According to small signal length, parameters of STFT were chosen as follows – DFT size 16 samples, Hamming window, windows overlap 15 samples.

As can be seen, the time–frequency resolution is quite small. Using Zolotarev–based functions on the same signal, results shown in figure 2 can be obtained.




Figure 1: Testing signal containig phase discontinuity and its spectrogram, DFT size  $N=16$ , overlap 15 samples, Hamming window. Arrows represents the time localization of discontinuity.

It is clear that reached time–frequency resolution is much better compared to STFT and the discontinuity can be seen much clearly. Depending on parameters of Zolotarev–based functions time or frequency behavior of signal becomes more transparent.

Another example of features of Zolotarev based transform is shown at figure 3. A microphone generated glitch is displayed in time domain followed by its various transformations. The first one is its spectrum. According to used STFT parameters, the frequency resolution is quite good, however the time resolution is comparable to the glitch duration and therefore time location of the glitch from its spectrogram is problematic. The time localization could be improved by shortening the lenght of used window however this step would obviously decrease the frequency resolution. Wavelet transform shows clearly time location of the glitch nevertheless the interpretation of this wavelet scale–time chart is rather difficult as one can say only that "something happend" at low scales. On the other hand, Zolotarev based transform preserves spectrum–like look and feel while the time localization of the glitch is improved. Further time localization improvement is possible through Zolotarev transform ajustement, but increasing time resolution results in the loss of spectrum similarity and, again, frequency interpretation (or resolution) decreases.

Figure 4 shows a piece of EKG signal as a typical representative of locally non–stationary signal. Fourier analysis of such kind of signal is rather difficult and therefore time–domain methods and algorithms often take place in such cases. However the third picture of figure 3 shows that processing by Zolotarev based transform can show spectrum–like picture with relatively good both frequency and time resolution.

Finally, an analyssis of a speech signal sampled at 8000 Hz is shown. Looking at the STFT one could believe that this sample of signal consists of three stationary parts. A formant




Figure 2: Analysis of signal from 1 using Zolotarev–based functions. Zolotarev peak value were chosen as follows  $Z_{max} = 2, 10, 50$ . Higher scales respond to lower frequency.

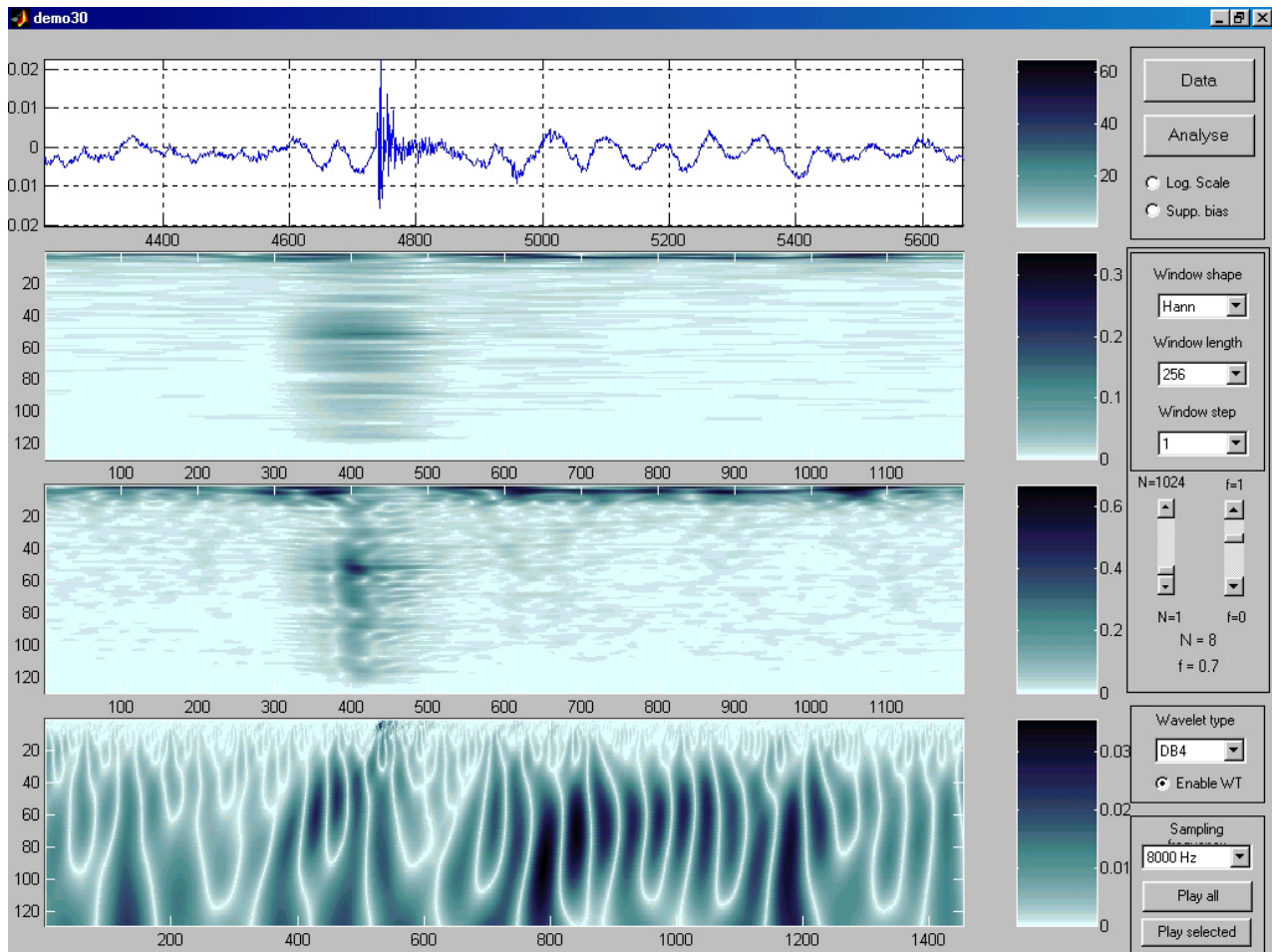


Figure 3: Time glitch. First subsection shows time domain, the second one spectrum, Zolotarev transformed signal follows and finally the same signal transformed using Wavelet transform. Parameters of all methods are shown on the right hand side of the figure.

frequency structure of speech can be seen clearly from STFT. Zolotarev transform preserves this structure, however it shows in addition quite clearly local non-stationary parts of the signal (light and dark bars around formant frequencies). Lengths of these bars re-computed to time duration result in times approximately 10 – 30 ms. This seems to be in quite good agreement with what is known about semi-stationarity of speech signals.

### 3. Conclusions

Research in this field is at its very beginning, however, some promising results have been already obtained. For further information, please don't hesitate and contact authors.

### Acknowledgments

This research is supervised by Prof. RNDr. Miroslav Vlček, DrSc., Dep. of Applied Mathematics, Faculty of Transportation Sciences, CTU in Prague, Zikova 4, 166 27, Prague 6, Czech Republic, Phone: +420 224 890 720 and Prof. Ing. Pavel Sovka, CSc., Department of Circuit Theory FEE, CTU in Prague, Technická 2, 166 27, Prague 6, Czech Republic, Phone: +420 224 352 291.

This work has been (partially) supported by the research program Transdisciplinary Research in Biomedical Engineering No. MSM 210000012 of the Czech University in Prague (sponsored by the Ministry of Education, Youth and Sports of the Czech Republic).

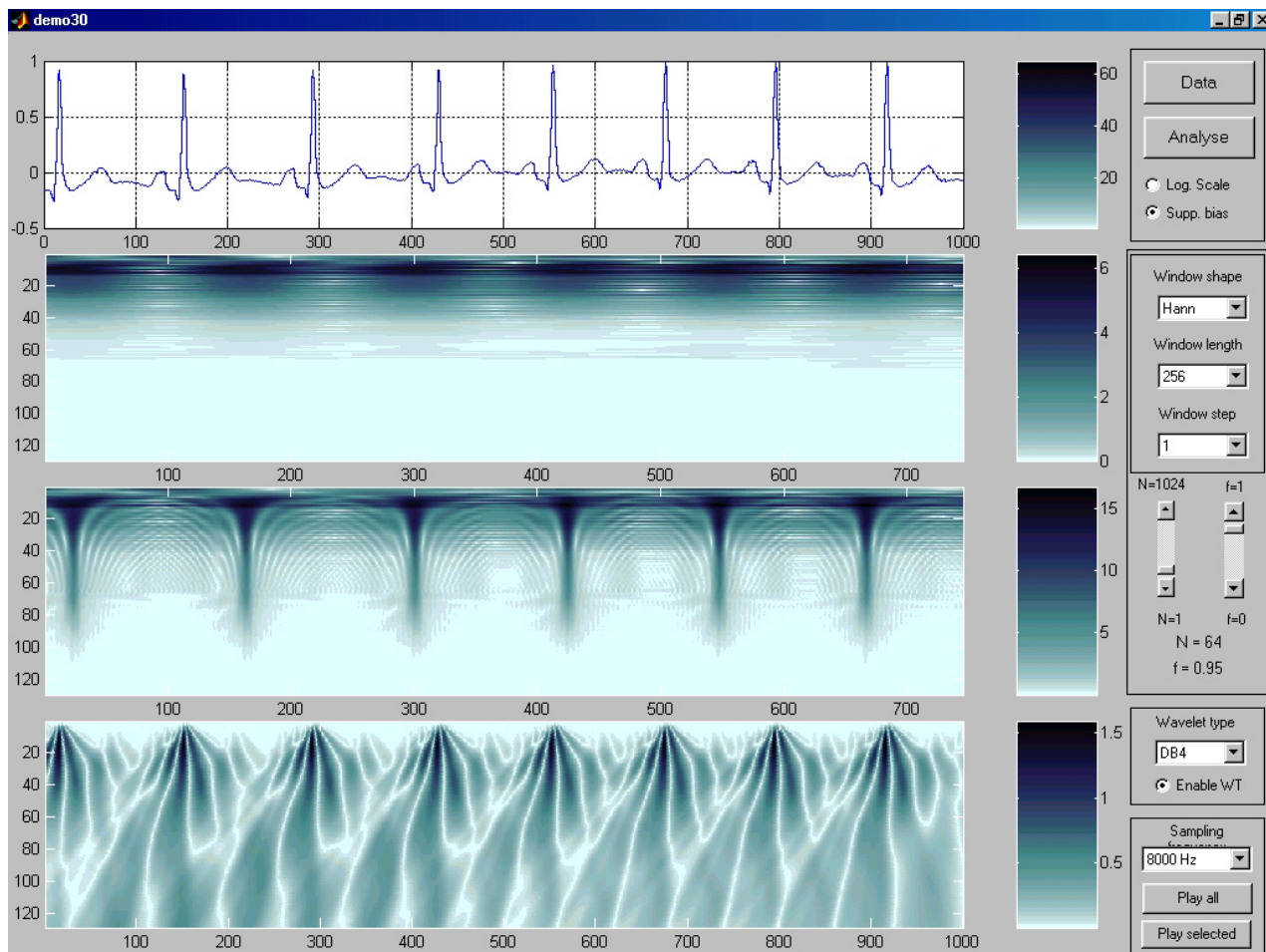


Figure 4: A piece of EKG signal. First subsection shows time domain, the second one spectrum, Zolotarev transformed signal follows and finally the same signal transformed using Wavelet transform. Parameters of all methods are shown on the right hand side of the figure.

## References

- [1] Vlček, M., Unbehauen, R. : *Zolotarev Polynomials and Optimal FIR Filters*. IEEE TRANSACTIONS ON SIGNAL PROCESSING, VOL. XX, NO. Y, MONTH 1999.
- [2] Chen, X., Parks, T. W. : *Analytic Design of Optimal FIR Narrow-Band Filters Using Zolotarev Polynomials*. IEEE TRANSACTIONS ON CIRCUITS AND SYSTEMS, VOL. CAS-33, NO. 11, NOVEMBER 1986, PG. 1065–1071.
- [3] Pei, S., Yeh, M. : *An Introduction to Discrete Finite Frames*. IEEE SIGNAL PROCESSING MAGAZINE, 1053-5888, November 1997.
- [4] Sovka, P., Uhlíř, J. : *Číslíkové zpracování signálů*. Vydavatelství ČVUT, Praha 1995, ISBN 80-01-01303-0.
- [5] Kundu, A., Mitra, S. K. : *A computationally efficient approach to the removal of impulse noise from digitized speech*.
- [6] Niemien, A., Miettinen, M., Heinonen, P., Neuvo, Y. : *Music restoration using median type filters with adaptive filter substructures*.
- [7] Cappé, O., Laroche, J. : *Evaluation of Short-Time Spectral Attenuation Techniques for the Restoration of Musical Recordings*. IEEE transactions on speech and audio processing, VOL. 3, NO. 1, January 1995.

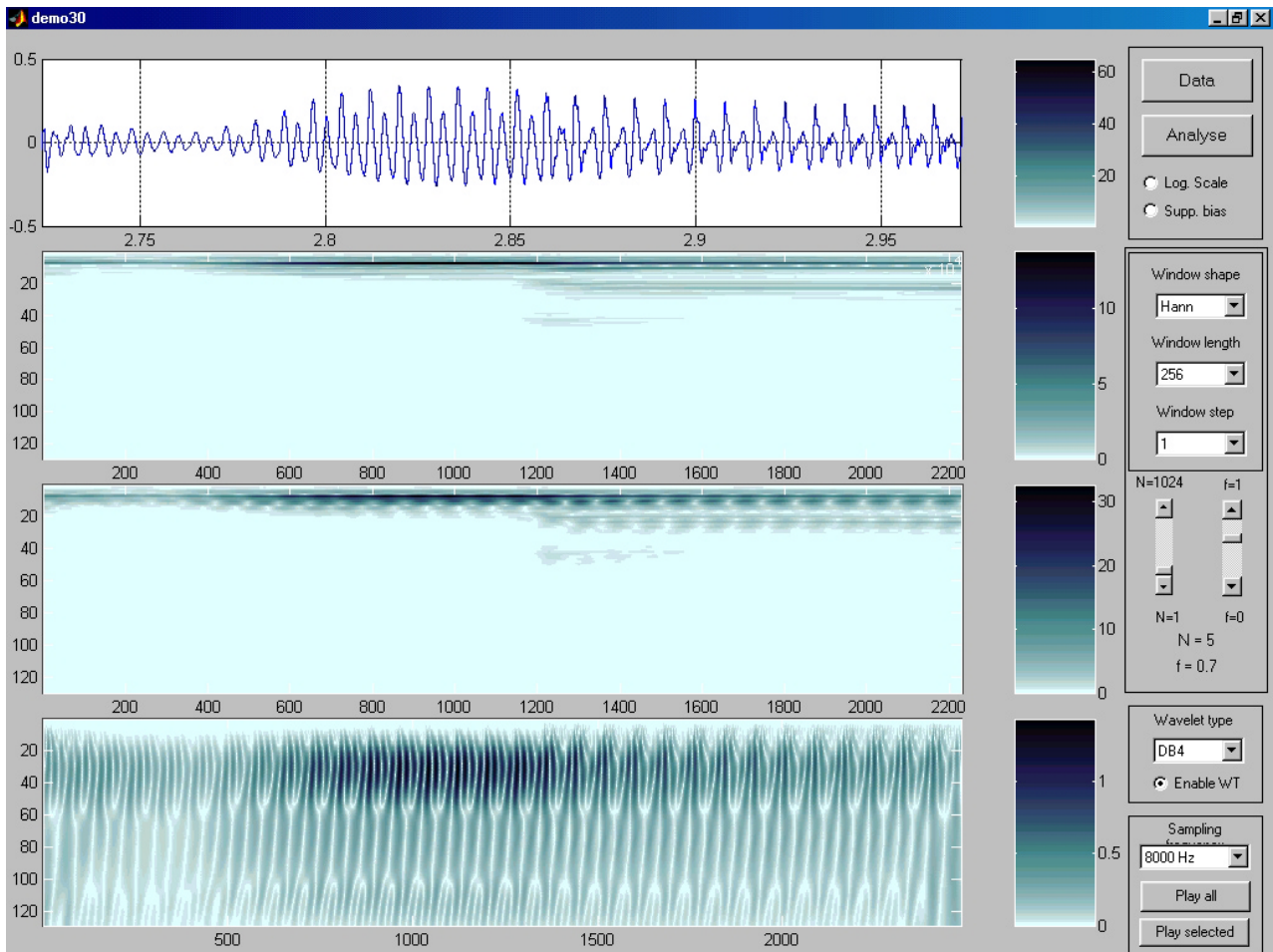


Figure 5: A piece of speech signal. First subsection shows time domain, the second one spectrum, Zolotarev transformed signal follows and finally the same signal transformed using Wavelet transform. Parameters of all methods are shown on the right hand side of the figure.

- [8] Widrow, B., et al. : *Adaptive Noise Cancelling :Principles and Application*. IEEE Proc, Vol.63, NO.12, Dec 1975, pp. 1692–1716.
- [9] Vaseghi, S. V. : *Algorithms for Restoration of Archived Gramophone Recordings*. PhD Thesis, Cambridge University, UK Feb 1988.